



# MEDICAL CART COMPANY



The **Medical Cart Company Ltd** was born in the year 2016 and being a proud Hungarian company, all products are designed in house and material sourced and manufactured locally or within Europe. We have a total commitment to reducing our carbon footprint.

We use materials which are 100% recyclable and ensure that all products have the ability to be refurbished after many years of use and adapted to the changing needs of users with minimal effort.



Scan or Click QR code for datasheet

**How to choose your cart ?**

We have designed a range of bases to suit the requirements of your equipment and the accessories required to support good use and function. All products are available with and without height adjustment .

So how to choose

- Weight of the equipment to accessories to be supported
- Working height required
- Size of work surface
- Location of accessories

We have a standard range of carts which will suit most needs or alternatively we can design the cart to your needs.

We understand, that a standard mounting solution may not your need, so we offer a fast and affordable customisation service as well as an exclusive for you and OEM design service.

**We are here to be part of your team, not just your supplier !**




**Contents**

• Budgie range .....	3
• Giraffe range .....	5
• Chameleon 4, 5, 6 range .....	7
• Rhino range .....	9
• Drawers .....	11
• Snake range .....	13
<i>Wall Mount Solutions</i> .....	15
<i>Circuit Arm</i> .....	16
• Sit/Stand wall Mount .....	17
• Desk Stands .....	18
• Components for Sale .....	19
• Accessories .....	21
• Power Solutions .....	23
• Power Pack .....	24
• Jungle Carts .....	25
• Custom Carts .....	26



# Budgie range



## Features

Elegant, strong, light weight and safe roll stand to suit the differing needs of your requirements. A choice of bases ensures that most applications and weight requirements can be served.



Ergonomic



Easy to Clean



Durable



Multi Purpose



Quick Setup



Color Configuration



B1

Max Load 36kg



B2

Max Load 22kg



Accessory adjustment

Side Din Rail

Optional Vesa 75/100 Display Mount/ Tablet Mount


Optional Gel, Mouse, Scanner Holder

Optional ESD Wheels



Scan or Click QR code for datasheet

## Popular Configurations



### IV Pole Cart

**Accessories:** Basket, Drip Pole, Cable Hook, Handle, B2 Base



### Tablet Mount Cart

**Accessories:** Tablet mount, Din Rail, Gel Holder, B2 Base



### Quick Release Cart

**Accessories:** Quick Release Head, Din Rail, Handle and Storage bin, Storage Bin, B2 Base



### Display Mount Cart

**Accessories:** Vesa Mount, Din Rail, B2 Base



# Giraffe range



### Features

Strong, light weight roll stand to suit the differing needs of your requirements. A choice of bases ensures that most applications and weight requirements can be served.



Ergonomic



Easy to Clean



Durable



Multi Purpose



Quick Setup



Color Configuration



B1

Max Load 36kg



B3

Max Load 65kg



B4

Max Load 85kg



B5

Max Load 40kg



B6

Max Load 80kg

Optional Vesa 75/100 Display Mount/ Tablet Mount

Optional Gel, Mouse, Scanner Holder

Optional ESD Wheels

Keyboard Tray

Din Rail

Optional Storage Bin and Basket

Choice of Bases



Scan or Click QR code for datasheet

## Popular Configurations



### Quick Release Head Cart

Accessories: Quick Release Head, Din Rail, Drip Pole, Basket, B1 Base



### Ventilator Cart

Accessories: Top Plate, Handle, Cabel Hook, Basket, Din Rail, B3 Base



### Height Adjustable Stand upto 50" Displays

Accessories: Vesa Mount, Handle, Basket, B1 Base



### Tablet Mount Cart

Accessories: Tablet mount, Din Rail, Gel holder, Handle, Storage Bin ,PSU holder, B1 Base



### Display Mount Cart

Accessories: Display mount, Plastic Storage Bin, Shelf, Basket, PSU holder, Hook B3 Base



# Chameleon range



## Info



**Chameleon 4** (B1 base which max load 36kg, size 616mm and small worksurface)



**Chameleon 5** (B5 base which max load 40kg, size 697mm and large worksurface)



**Chameleon 6** (B3 base which max load 65kg, size 746mm and large worksurface)



Ergonomic



Easy to Clean



Durable



Multi Purpose



Quick Setup



Color Configuration



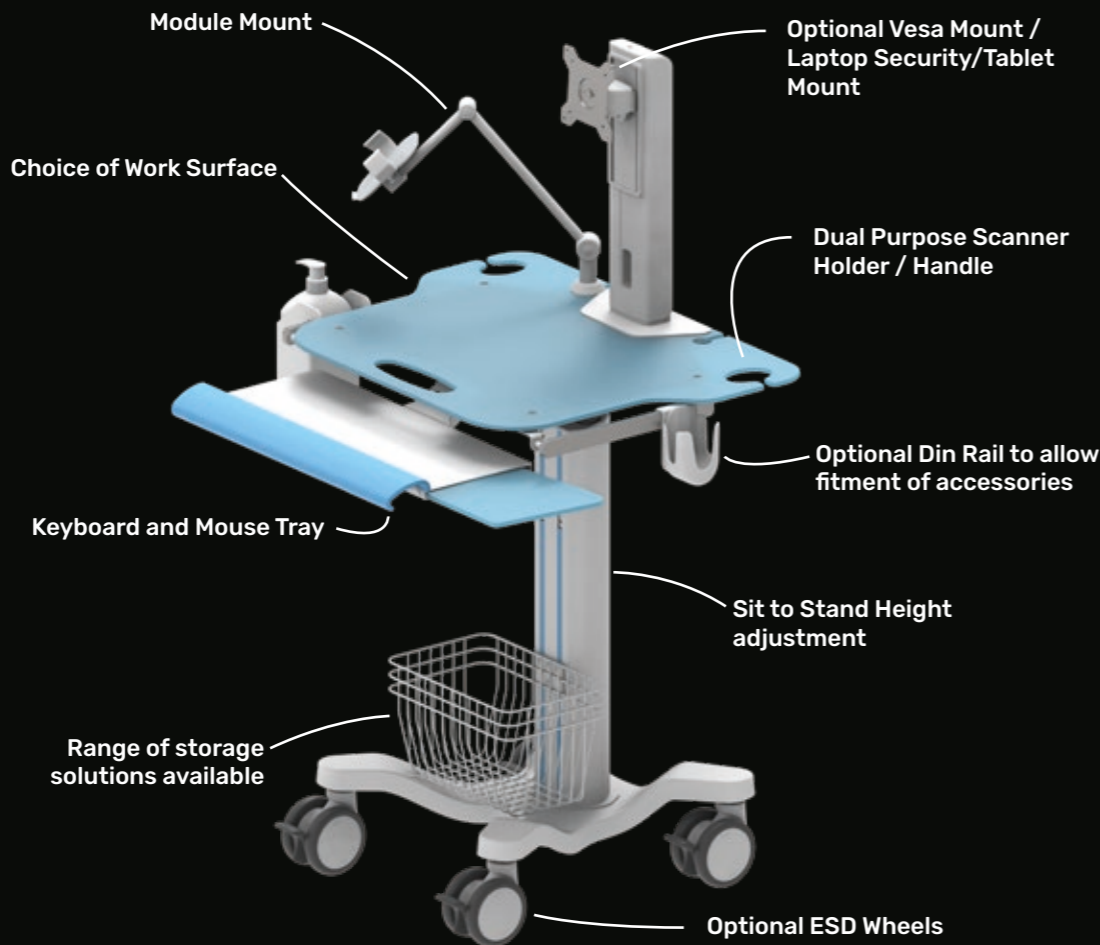
**B1**  
Max Load 36kg



**B3**  
Max Load 65kg



**B5**  
Max Load 40kg




Scan or press QR code datasheet

## Popular Configurations



### Ultrasound Cart

**Accessories:** Storage Bin, Shelf, B3 Base, Aluminium Work Surface, WS12 work surface



### Camera Mount Cart

**Accessories:** Camera Mount, Keyboard tray, Din Rail Kit, Mouse Holder, Drawer, PSU Holder, B5 Base, WS11 Work Surface



### Tablet Mount Cart

**Accessories:** Tablet Mount, PSU Holder, Drawers, B3 Base, WS11 Work Surface



### Laptop Mount Cart

**Accessories:** Laptop Mount, Keyboard Tray, Din Rail Kit, Mouse Holder, 2nd Work Surface, PSU Holder, B1 Base, WS5 Work Surface



### ECG Cart

**Accessories:** Module Mount, Din Rail Kit, Gel Holder, B1 Base, WS5 Work Surface




### Display Mount Cart

**Accessories:** Display Mount, Keyboard tray, Din Rail Kit, Gel Holder, Mouse Holder, Basket, PSU Holder, B1 Base, WS5 Work Surface





# Rhino range



## Features

Strong to suit the differing needs of your requirements. A choice of bases ensures that most applications and weight requirements can be served.



Ergonomic



Autonomy



Durable



Multi Purpose



Easy to Clean



Quick Setup



Color Configuration



**B6**  
Max Load 80kg

Choice of Work Surface

Height Adjustment

Large Range of Accessories

Cable Management



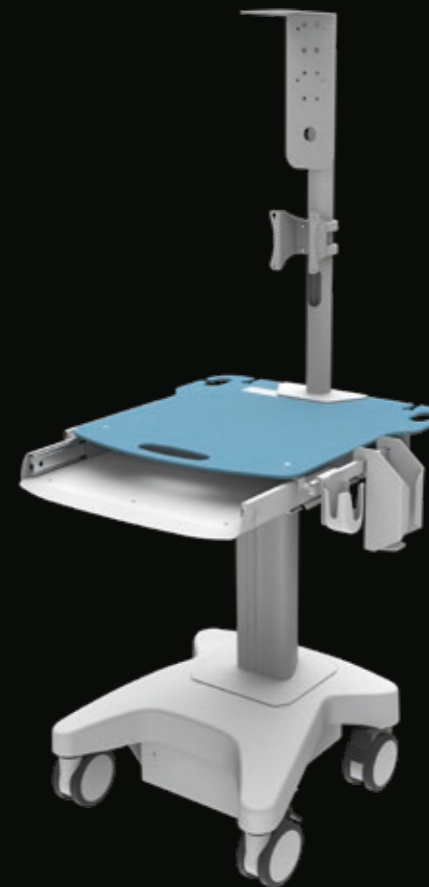
Optional ESD Wheels

Range of Mounting Platforms




Scan or Click QR code for datasheet

## Popular Configurations



### Camera Mount Cart

**Accessories:** Camera Mount, Keyboard tray, Din Rail Kit, Mouse Holder, PSU Holder, B6 Base, WS11 Work Surface



### Display Mount Cart

**Accessories:** Display Mount, Din Rail Kit, Mouse Holder, Gel Holder, PSU Holder, Shelf, B6 Base, WS11 Work Surface



### Neuro Cart

**Accessories:** Din Rail Kit, Keyboard tray, Din Rail, Gel Holder, B6 Base, Aluminium Work Surface



### Equipment Cart

**Accessories:** Display Mount, Keyboard tray, Din Rail, Mouse Holder, B6 Base, Aluminium Work Surface


# Drawers



**Info**  
The Drawers easy to clean and easy to assemble.  
Only suitable for Chameleon 5,6 and Rhino

- Multi Purpose
- Quick Setup
- Easy to Clean
- ISO Tray Option


## Small Drawer (80mm)



## Large Drawer (160mm)




## Small + Large




Scan or Click QR code for datasheet


# ISO Tray 40x30cm



Tray for Partitons  
300x400x50mm  
\*See related partitions fo tray



Tray  
300x400x100mm



## Optional Inserts

### INDIVIDUAL MODULAR INSERTS

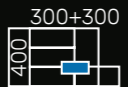


Individual modular inserts arranged  
in a tray

### 2162205 + 2152206



2162205 Partition 70mm  
for 2162206  
2162206 Inserts, 170x75x50mm




### 2862751 + 2862753



Suspension rails for inserts 2162206  
2862751 550mm, (fits 7 inserts)  
2862753 650mm, (fits 8 insterts)




### 2162204 + 2162202



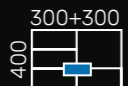
Inserts:  
2162204 100x50x45mm  
2162202 50x50x45mm



### 2162210



Inserts:  
120x110x50mm



### 2162220 + 2162212



Inserts:  
2162220 240x55x50mm  
2162212 240x110x50mm



## Partition option

### PARTITION "SNAP" FEATURE



All partitions have a "snap"  
feature between the ribs, for  
defined division of the modules.



### PARTITIONS FOR BASKETS, ABS






# Snake range

## Wall mount solutions


Single or double arms suitable for displays and medical equipment, hidden cable management and customisation is available.



WA-D



WA-F-D-E1  
Extension



WA-F-D-E2  
Extension



WA-K



WA-F-K-E1  
Keyboard Single  
Extension



WA-F-K-E2  
Keyboard Double  
Extension

### Wall Mount For Display and Keyboard

Following the lead of the industry leaders we now have compatible solutions to fit into existing wall channels. The arms have 180 degrees rotation, hidden cable management. The arms are supplied assembled and very easy to use and clean.



WA-F-KD-E2  
Display and Keyboard Mount  
Double Extension



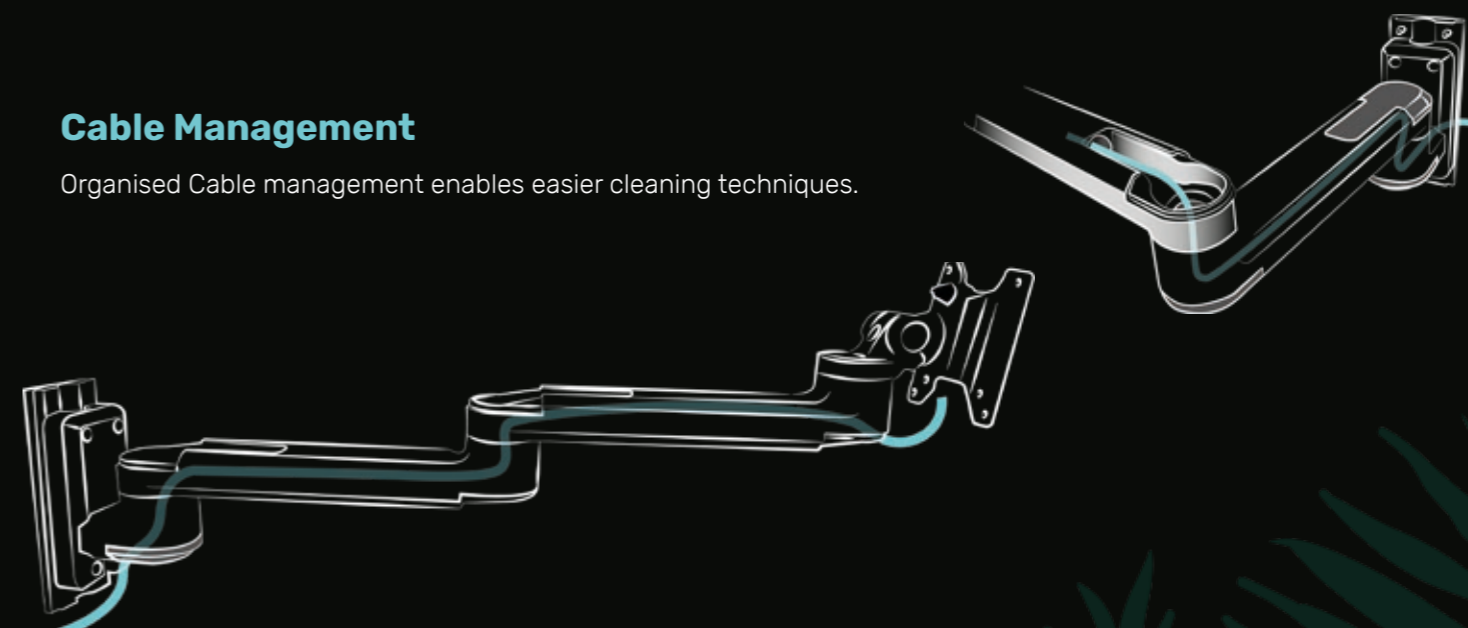
WA-H-KD-E1  
Display and Keyboard Mount  
Height adjustable, single  
Extension



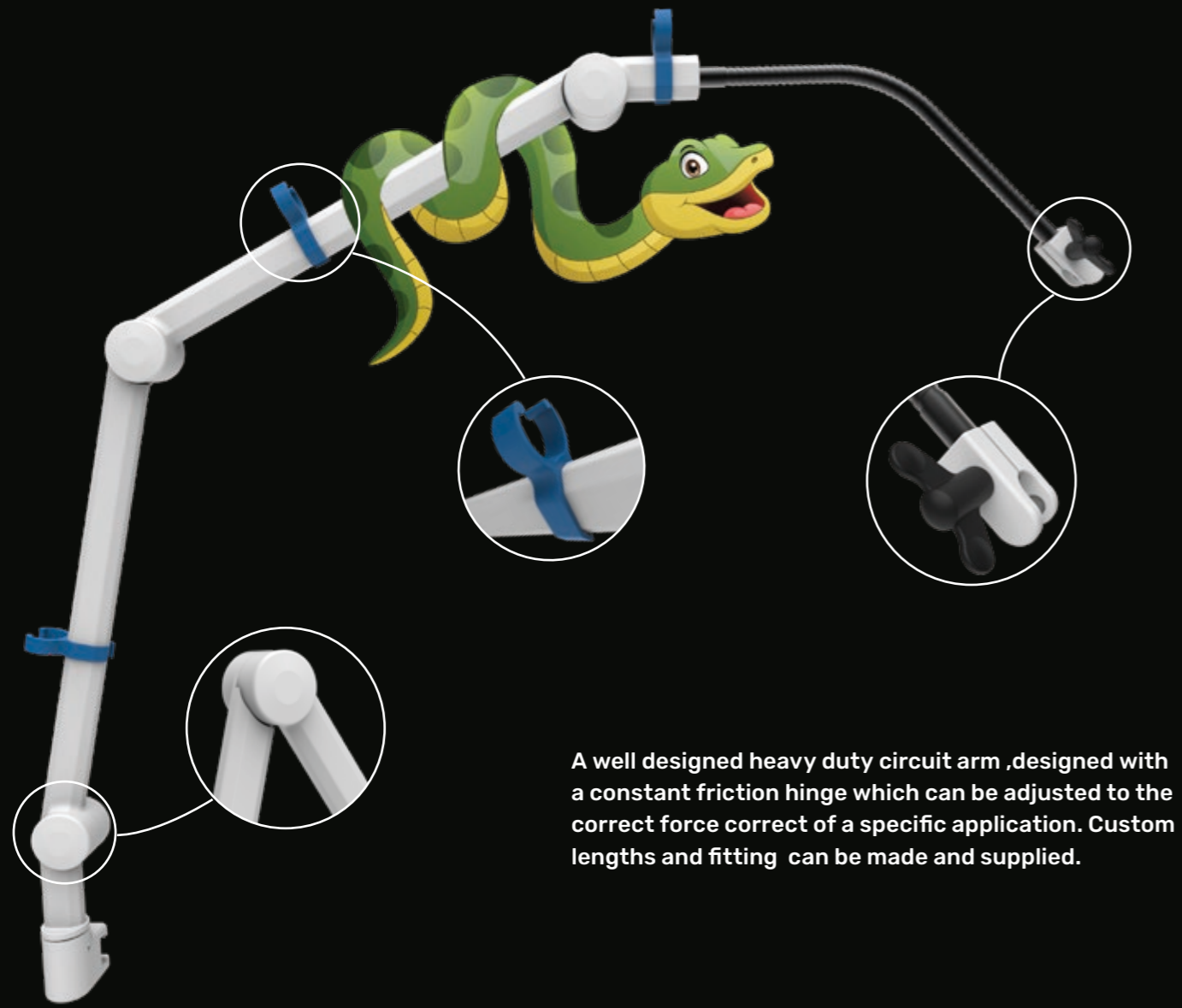
WA-H-KD  
Display and Keyboard Mount  
Height Adjustable

### Cable Management

Organised Cable management enables easier cleaning techniques.



# Circuit Arm



A well designed heavy duty circuit arm ,designed with a constant friction hinge which can be adjusted to the correct force correct of a specific application. Custom lengths and fitting can be made and supplied.



**Tube Holder**  
Allows for easy installation without damage to the tubes or cables to be supported.



**Articulated Joint**  
Constant force joint with the ability to adjust the force enables a safe setup.

## Mounting options

Standard Din Rail



**Tube Holder**



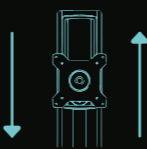
# Sit/Stand wall Mount



Foldaway keyboard tray, allows busy areas to be used as a work station without consuming significant floor space.



# Desk Stands




Height Adjustable Display Mount



Integrated Cable Management



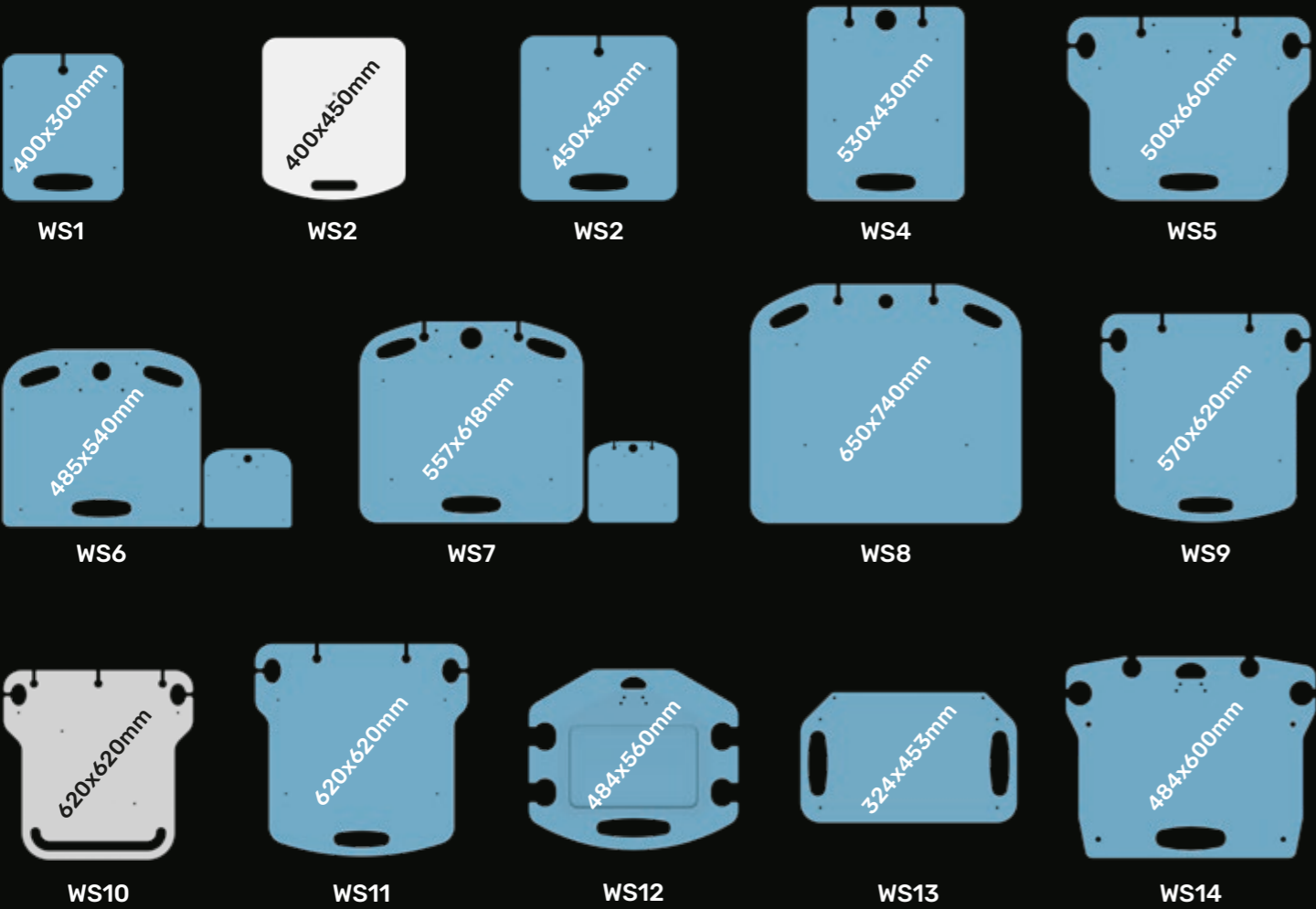
Tilt and Rotation



# Components Sales


## Work surface

Our standard range of work surfaces can be fitted to any of our carts or alternatively fitted to your design. Through customers requests, these are the most requested sizes and functions of the work surface integrating handles, scanner holders and cable holders.




## Aluminum Extrusions

6mtr lengths of aluminium profile, can be supplied as processed or raw.



## Base

Bases Cast aluminum and can be supplied finished or raw and are available to purchase separately can be finished in any colour. Weight is defined with no height adjustment with loaded weight upto 1mtr from the floor.





















## Wheels

We offer 2 versions of Twin wheels , economy range and the premium range from Steinco plus ESD options. All, wheels are supplied with a M12 thread.






























































# Accessories

	<b>Display Mount</b> DM1 	
	<b>Tablet Mount</b> TM1 	
	<b>Laptop Mount</b> LM1 	
	<b>Camera Mount</b> CM1 	
	<b>Quick Release Head</b> QR1 	
	<b>Drip Pole</b> IV1 	



Scan or Click QR code for datasheet

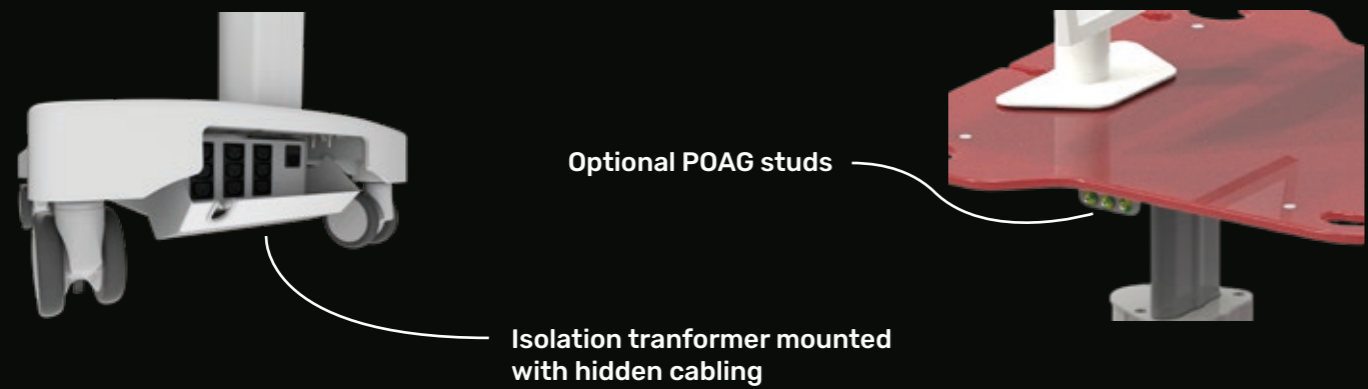
	<b>2nd Work Surface 40</b> 2WS4 	
	<b>2nd Work Surface 50</b> 2WS5 	
	<b>Keyboard Tray</b> KB1 	
	<b>Keyboard Tray</b> KB2 	
	<b>CPU Holder</b> CPH1 	
	<b>Mouse Holder</b> MH1 	
	<b>Hook Cable Holder</b> CH1 	
	<b>Scanner holders</b> SH1, SH2 	
	<b>Gel Holders</b> GH1, GH2 	

	
	<div><b>Storages</b></div> <div></div> 
	
	
	<div><b>PSU Holders</b></div> <div></div> 
	
	<div><b>Handle</b></div> <div>H1</div> <div></div> 
	<div><b>Fisher and Paykel</b></div> <div>AM1</div> <div></div> 

	
	<div>Shelves</div> <div></div> 
	
	
	<div>Side Din Rail Kit</div> <div>DR1</div> <div></div> 
	<div>Top Plate with Din Rail</div> <div>1911-9201</div> <div></div> 
	<div>Din Rails</div> <div>DR2, DR3, DR4, DR5, DR6</div> <div></div> 
	<div>Din Rail Mounts</div> <div>DRC1, DRC2</div> <div></div> 

# Power Solutions

Medical Isolation Transformers for added safety when using medical technology



REOMED 300VA A-50W Series Isolation Transformer



REOMED 600VA A-50W Series Isolation Transformer



REOMED 1000VA A-50W Series Isolation Transformer




Medical Power Strip




Potential Equalization Cable 3 m / 5 m



Potential Equalization Socket



Potential Equalization Pin 15 mm



Potential Equalization Pin 25 mm

# PWP Power System



## Power Pack informaiton

Heavy Duty LiPo4 Power Pack suitable to fit any cart with built in charger and AC inverter allow easy installation of suitable equipment. Available in 512WH or 240Wh sizes.



Autonomy



Easy to Clean



Durable



Multi Purpose



Ease of Use



Intelligent fuel gauge report run time and battery health. Datalogging and fleet management software is built into the product as standard.

## LED Indicator

Easy to see, easy to understand battery charge indicator.



## Service Related Conditions

Service related alarms, such as overload, over temperature, replace battery etc., will cause one of the RUI Service LEDs to flash.



# Jungle Carts



We believe that patients and users should have the fun of alternative colours and artwork on the carts, we offer a range of standard designs or we can print and design to your requirement.



# Custom Carts

## 3D CONCEPT

We of the concept and functionality provide 3D realization of your ideas to help you get a view of the concept. The functionality, usability and modularity of our products can be tested via the prototype designed in accordance with your needs.



## PRODUCTION

After the testing phase based on the standards and quality expectations, production starts. Taking account of your budget constraints and constant target, our robust production capacities ensure best-in-class products and reliable delivery.

# MEDICAL

## CART COMPANY

Medical Cart Company Ltd.  
Hungary, 2051 Biatorbágy  
Vendel park, Tormásrét utca 12.  
Tel: +36 23 920 790  
Tel: +36 30 841 4353

[www.medicalcartcompany.hu](http://www.medicalcartcompany.hu)

11 Okt. 2021 v 2.0

